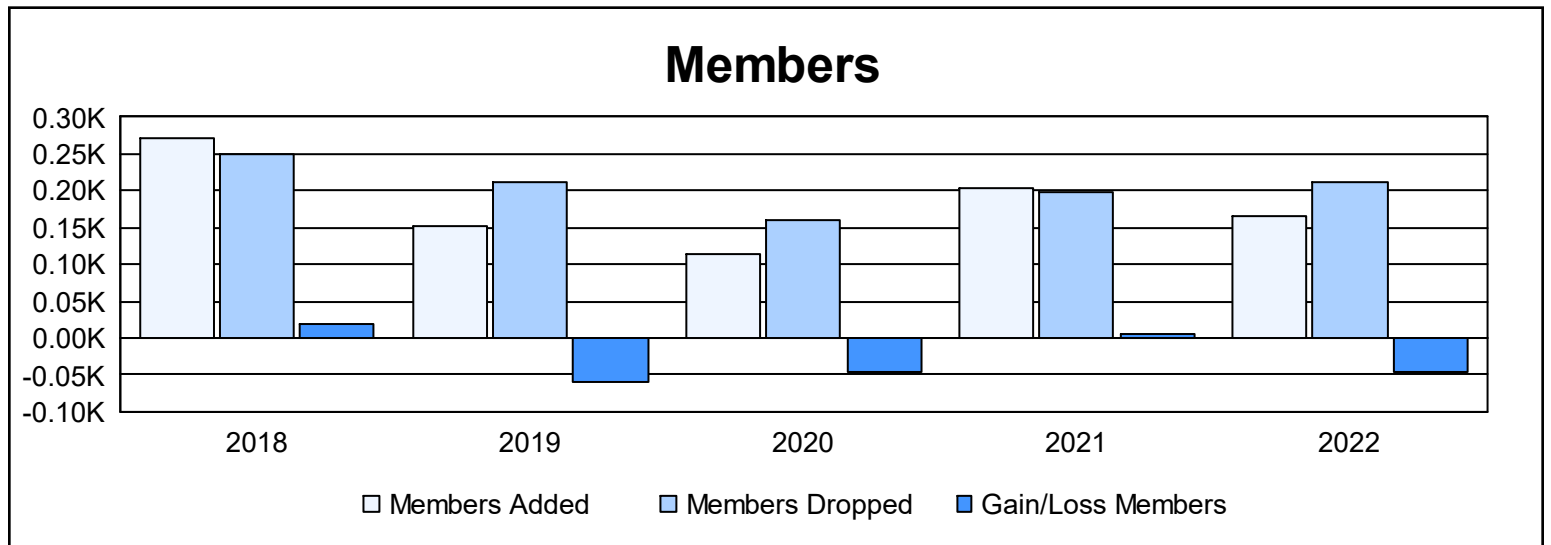
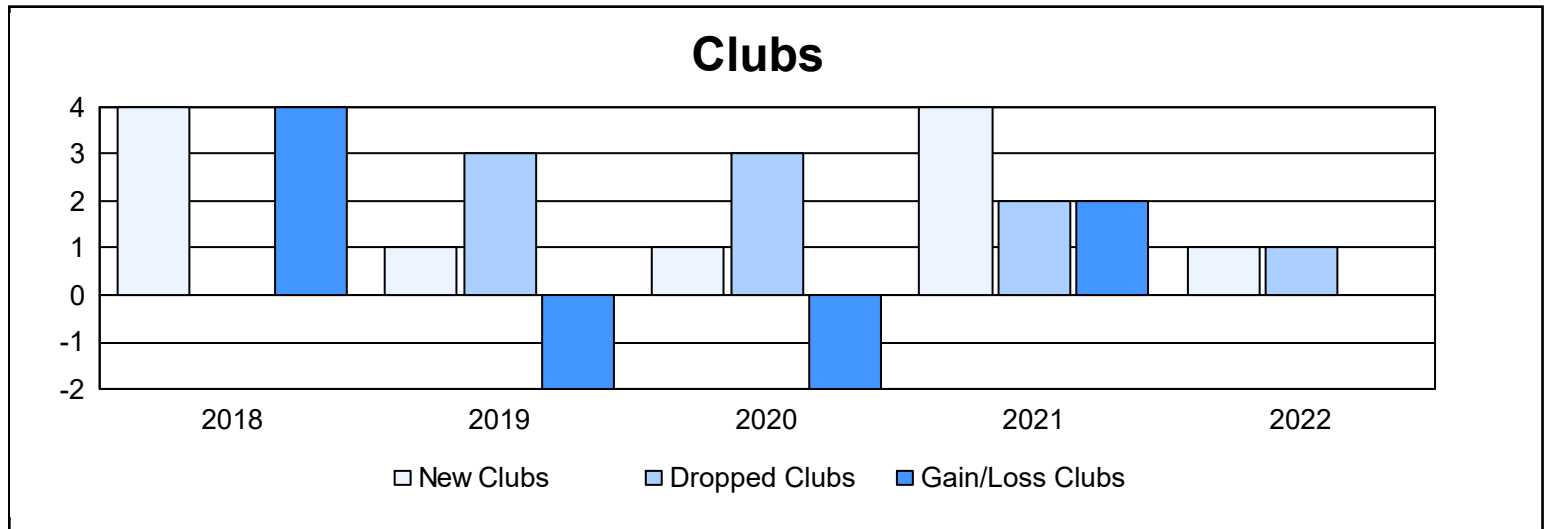
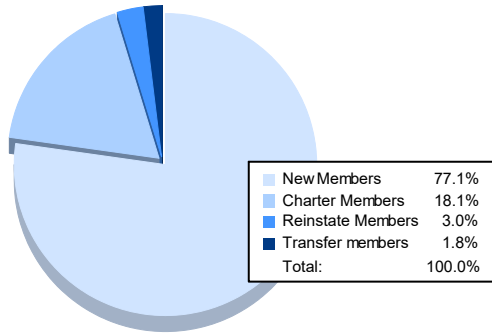


| Year | New Clubs | Dropped Clubs | Gain/ Loss Clubs | New Members | Charter Members | Reinstate Members | Transfer Members | Total Member Added | Total Members Dropped | Gain/ Loss Members |
|----------------|-----------|---------------|------------------|-------------|-----------------|-------------------|------------------|--------------------|-----------------------|--------------------|
| 2017-2018 | 4 | 0 | 4 | 154 | 105 | 5 | 7 | 271 | 251 | 20 |
| 2018-2019 | 1 | 3 | -2 | 112 | 24 | 7 | 10 | 153 | 212 | -59 |
| 2019-2020 | 1 | 3 | -2 | 92 | 17 | 2 | 2 | 113 | 160 | -47 |
| 2020-2021 | 4 | 2 | 2 | 90 | 95 | 19 | 0 | 204 | 198 | 6 |
| 2021-2022 | 1 | 1 | 0 | 128 | 30 | 5 | 3 | 166 | 213 | -47 |
| Average | 2 | 2 | 0 | 115 | 54 | 8 | 4 | 181 | 207 | -25 |



Membership Composition June 2022 Cumulative



Gender Composition June 2022 Cumulative

